

# South Padre Island Housing Report

## 2022



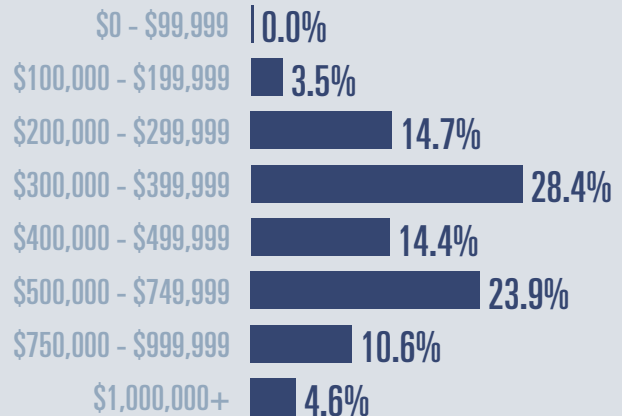
### Median price

\$420,000

↑ **27.3%**

Compared to 2021

### Price Distribution



### Active listings

↓ **7.6%**

98 in 2022



### Closed sales

↓ **48.5%**

349 in 2022



### Days on market

Days on market 72

Days to close 14

---

Total 86

36 days less than 2021



### Months of inventory

**3.5**

Compared to 1.4 in 2021

#### About the data used in this report

Data used in this report come from the Texas REALTOR® Data Relevance Project, a partnership among the Texas Association of REALTORS® and local REALTOR® associations throughout the state. Analysis is provided through a research agreement with the Real Estate Center at Texas A&M University.



# Port Isabel Housing Report

## 2022



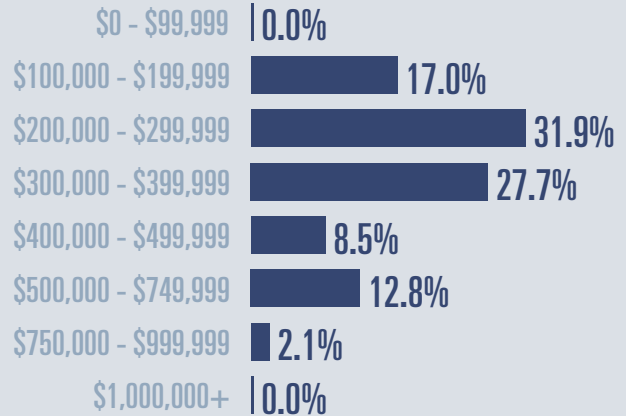
### Median price

\$305,000

↑ **10.9%**

Compared to 2021

### Price Distribution



### Active listings

↑ **18.2%**

13 in 2022



### Closed sales

↓ **46.6%**

47 in 2022



### Days on market

Days on market 76

Days to close 25

---

Total 101

22 days less than 2021



### Months of inventory

**5.9**

Compared to 1.1 in 2021

#### About the data used in this report

Data used in this report come from the Texas REALTOR® Data Relevance Project, a partnership among the Texas Association of REALTORS® and local REALTOR® associations throughout the state. Analysis is provided through a research agreement with the Real Estate Center at Texas A&M University.



# Laguna Vista Housing Report

## 2022




### Median price

\$295,000

↑ **17.3%**

Compared to 2021

### Price Distribution



### Active listings

↑ **37.5%**

33 in 2022



### Closed sales

↓ **3.4%**

170 in 2022



### Days on market

Days on market 77

Days to close 23

---

Total 100

5 days more than 2021



### Months of inventory

**3.7**

Compared to 2.3 in 2021

#### About the data used in this report

Data used in this report come from the Texas REALTOR® Data Relevance Project, a partnership among the Texas Association of REALTORS® and local REALTOR® associations throughout the state. Analysis is provided through a research agreement with the Real Estate Center at Texas A&M University.



# Bayview Housing Report

## 2022



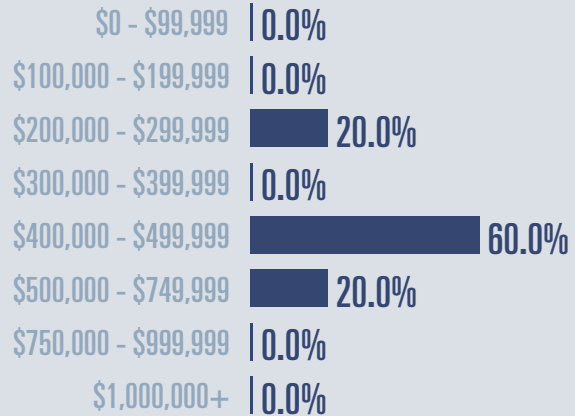
### Median price

\$425,000

↑ **39.3%**

Compared to 2021

### Price Distribution



### Active listings

↑ **200%**

3 in 2022



### Closed sales

↓ **28.6%**

5 in 2022



### Days on market

Days on market 65

Days to close 14

---

Total 79

12 days less than 2021



### Months of inventory

**7.2**

Compared to 5.1 in 2021

#### About the data used in this report

Data used in this report come from the Texas REALTOR® Data Relevance Project, a partnership among the Texas Association of REALTORS® and local REALTOR® associations throughout the state. Analysis is provided through a research agreement with the Real Estate Center at Texas A&M University.

