

South Padre Island Housing Report

2015




Median price

\$217,250

↑ **1.1%**

Compared to 2014

Price Distribution



Active listings

↓ **12%**

560 in 2015



Closed sales

↓ **1.4%**

290 in 2015



Days on market

Days on market 227

Days to close 25

Total 252

15 days more than 2014



Months of inventory

20.5

Compared to 22.9 in 2014

About the data used in this report

Data used in this report come from the Texas REALTOR® Data Relevance Project, a partnership among the Texas Association of REALTORS® and local REALTOR® associations throughout the state. Analysis is provided through a research agreement with the Real Estate Center at Texas A&M University.



Port Isabel Housing Report

2015



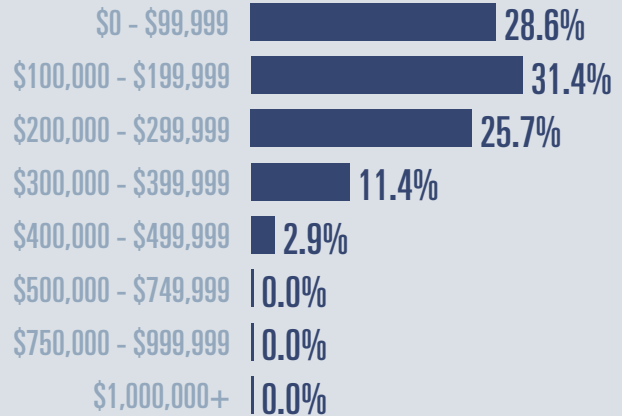
Median price

\$176,000

↓ **29.6%**

Compared to 2014

Price Distribution



Active listings

↑ **8.9%**

49 in 2015



Closed sales

↑ **29.6%**

35 in 2015



Days on market

Days on market 142

Days to close 26

Total 168

13 days less than 2014



Months of inventory

19.9

Compared to 18.2 in 2014

About the data used in this report

Data used in this report come from the Texas REALTOR® Data Relevance Project, a partnership among the Texas Association of REALTORS® and local REALTOR® associations throughout the state. Analysis is provided through a research agreement with the Real Estate Center at Texas A&M University.



Laguna Vista Housing Report

2015




Median price

\$140,000

↓ **6.7%**

Compared to 2014

Price Distribution



Active listings

↓ **2%**

99 in 2015



Closed sales

↑ **29.6%**

114 in 2015



Days on market

Days on market 140

Days to close 27

Total 167

15 days less than 2014



Months of inventory

9.3

Compared to 14.3 in 2014

About the data used in this report

Data used in this report come from the Texas REALTOR® Data Relevance Project, a partnership among the Texas Association of REALTORS® and local REALTOR® associations throughout the state. Analysis is provided through a research agreement with the Real Estate Center at Texas A&M University.



Bayview Housing Report

2015




Median price

\$265,000

↑ **6%**

Compared to 2014

Price Distribution



Active listings

↓ **38.9%**

11 in 2015



Closed sales

↑ **22.2%**

11 in 2015



Days on market

Days on market 255

Days to close 26

Total 281

130 days more than 2014



Months of inventory

9.8

Compared to 22.7 in 2014

About the data used in this report

Data used in this report come from the Texas REALTOR® Data Relevance Project, a partnership among the Texas Association of REALTORS® and local REALTOR® associations throughout the state. Analysis is provided through a research agreement with the Real Estate Center at Texas A&M University.

